



CURS Master

Tehnologii moderne de proiectare a aplicațiilor multimedia



Curs: **TEHNOLOGII MODERNE DE PROIECTARE A APLICATIILOR MULTIMEDIA**

CAP.6. Aplicații: formulare on line

CUPRINS

- 6.1.** Formulare on line in HTML5
- 6.2.** Formulare on line in PHP
- 6.3.** Alte instrumente de creare formulare on line



6.1 Formulare on line in HTML5

Prenume
Varsta

Name:
E-mail:

Name:
E-mail:
Website:

Comment:
Gender: Female Male Unclear



6.1 Formulare on line in HTML5

Name:
E-mail:

Se creeaza cu tag-ul **<form>**

```
<!DOCTYPE HTML>
<html>
<body>

<form action="welcome.php" method="post">
Name: <input type="text" name="name"><br>
E-mail: <input type="text" name="email"><br>
<input type="submit" value="Trimite">
</form>

</body>
</html>
```



6.1 Formulare on line in HTML5

Se creeaza cu tag-ul `<form>` :

```
<form>
.
form elements
.
</form>
```

Elemente formularului (form elements) pot fi: campuri text, butoane radio, butoane submit, etc.

Elementul de baza al formularului este `<input>` si poate avea diverse atribute: type, name, value, align, etc.



6.1 Formulare on line in HTML5

Atribut `<input>` **type**:

```
type
button
checkbox
color
date
datetime-local
email
file
hidden
image
month
number
password
radio
range
reset
search
submit
tel
text
time
url
week
```



Formulare on line in HTML5

Tipurile de baza: **<input type>**

<code><input type="text"></code>	-defineste un camp cu o singura linie text max.20 caractere
<code><input type="radio"></code>	-defineste un buton radio pentru selectia a 1/mai multe optiuni
<code><input type="submit"></code>	-defineste un buton Submit pentru trimiterea datelor formularului



Input type : **text**

Se creeaza cu tag-ul `<form>` : `<input type="text">`

```
<form>
  First name:<br>
  <input type="text" name="firstname"><br>
  Last name:<br>
  <input type="text" name="lastname">
</form>
```

First name:

Last name:



Input type: radio

Se creeaza cu tag-ul <form> :

`<input type="radio">`

```
<!DOCTYPE html>
<html>
<body>
<form>
  <input type="radio" name="gender" value="Masculin" checked> Masculin<br>
  <input type="radio" name="gender" value="Feminin"> Feminin<br>
  <input type="radio" name="gender" value="Incert"> Incert
</form>
</body>
</html>
```

- Masculin
- Feminin
- Incert



Input type: Submit

Se creeaza cu atributul "action": defineste actiunea ce va fi realizata la trimiterea formularului cu "submit". Datele formularului se vor prelua intr-o pagina web de pe server specificata in codul HTML: Ex. "action_page.php".

`<input type="submit">`

```
<form action="action_page.php">
  First name:<br>
  <input type="text" name="firstname" value="Laura">
  <br>
  Last name:<br>
  <input type="text" name="lastname" value="Popa">
  <br><br>
  <input type="submit" value="Submit">
</form>
```

First name:

Last name:

If you click the "Submit" button, the form-data will be sent to a page called "action_page.php".



Metode preluare date formulare (**form action**): **get/post**

Se creeaza cu atributul "method": specifica care dintre metode (get/post) va fi utilizata pentru preluarea datelor din formular:

```
<form action="action_page.php" method="get">
```

```
<form action="action_page.php" method="post">
```

ALEGEREA METODEI

Metoda HTTP GET se alege cand :

informațiile trimise dintr-un formular cu metoda GET sunt publice .

informația trimisa prin formular : maxim 2000 caractere

Obs: GET NU trebuie utilizata pentru trimiterea de parole/informații ce nu sunt publice.

Metoda HTTP POST este metoda mai des utilizata si se alege cand :

informațiile trimise cu metoda POST sunt invizibile pentru alții

informația are nr. nelimitat de caractere

Obs: POST e recomandata pentru trimiterea de parole/informații sensibile



FORMULARE ON LINE – **METODA POST**

```
<!DOCTYPE HTML>
<html>
<body>

<form action="welcome.php" method="post">
Name: <input type="text" name="name"><br>
E-mail: <input type="text" name="email"><br>
<input type="submit">
</form>

</body>
</html>
```

Name: Laura Grindei
E-mail: Laura.Grindei@et.utcluj.ro
Trimite

Rezultat: datele completate sunt trimise prin metoda HTTP POST in fisierul *welcome.php*



FORMULAR ON LINE – METODA GET

```
<!DOCTYPE HTML>
<html>
<body>

<form action="welcome_get.php" method="get">
Name: <input type="text" name="name"><br>
E-mail: <input type="text" name="email"><br>
<input type="submit">
</form>

</body>
</html>
```

Name: Laura Grindei
E-mail: Laura.Grindei@et.utcluj.ro
Trimite

Rezultat: datele completate sunt trimise prin metoda HTTP POST in fisierul *welcome_get.php*



FORMULARE IN HTML 5– DATE GRUPATE : **fieldset, legend**

```
<!DOCTYPE html>
<html>
<body>
<form action="action_page.php">
  <fieldset>
    <legend>Informatii personale</legend>
    Nume:<br>
    <input type="text" name="firstname" value="Laura">
    <br>
    Prenume:<br>
    <input type="text" name="lastname" value="Popa">
    <br><br>
    <input type="submit" value="Trimite">
  </fieldset>
</form>
</body>
</html>
```

Informatii personale
Nume:
Laura
Prenume:
Popa
Trimite



FORMULARE ON LINE – cu selectare din lista optiuni: **select**

```
<!DOCTYPE html>
<html>
<body>
<form action="action_page.php">
  <select name="cars">
    <option value="volvo">Volvo</option>
    <option value="dacia">Dacia</option>
    <option value="fiat">Fiat</option>
    <option value="audi">Audi</option>
  </select>
  <br><br>
  <input type="submit">
</form>
</body>
</html>
```

The image shows a web form with a dropdown menu. The dropdown menu is currently set to 'Volvo'. Below the dropdown menu is a button labeled 'Trimite'.



FORMULARE ON LINE – cu text pe mai multe linii: **textarea**

```
<!DOCTYPE html>
<html>
<body>
<form action="action_page.php">
  <textarea name="message" rows="10" cols="30">Va
  rog sa completati aici:</textarea>
  <br>
  <input type="submit" value ="Trimite">
</form>
</body>
</html>
```

The image shows a web form with a text area. The text area contains the text 'Va rog sa completati aici:'. Below the text area is a button labeled 'Trimite'.



6.2. Formulare on line in PHP

Variabile globale PHP

Variabile globale – superglobals introduse din versiunea PHP 4.1.0

- \$GLOBALS
- \$_SERVER
- \$_REQUEST
- **\$_POST**
- **\$_GET**
- \$_FILES
- \$_ENV
- \$_COOKIE
- \$_SESSION

-utilizate pentru formulare on line in HTML5



FORMULARE PHP – CAMPURI OBLIGATORII (**REQUIRED FIELDS**)

```
<?php
// define variables and set to empty values
$nameErr = $emailErr = $genderErr = $websiteErr = "";
$name = $email = $gender = $comment = $website = "";

if ($_SERVER["REQUEST_METHOD"] == "POST") {
    if (empty($_POST["name"])) {
        $nameErr = "Name is required";
    } else {
        $name = test_input($_POST["name"]);
    }

    if (empty($_POST["email"])) {
        $emailErr = "Email is required";
    } else {
        $email = test_input($_POST["email"]);
    }

    if (empty($_POST["website"])) {
        $website = "";
    } else {
        $website = test_input($_POST["website"]);
    }

    if (empty($_POST["comment"])) {
        $comment = "";
    } else {
        $comment = test_input($_POST["comment"]);
    }

    if (empty($_POST["gender"])) {
        $genderErr = "Gender is required";
    } else {
        $gender = test_input($_POST["gender"]);
    }
}
```

PHP Form Validation Example

* required field.

Name: *

E-mail: *

Website:

Comment:

Gender: Female Male *



Exemple formulare PHP: afisare in pagina web prin post
in welcome.php

```
form - Notepad
File Edit Format View Help
<!DOCTYPE HTML>
<html>
<body>

<form action="welcome.php" method="post">
Name: <input type="text" name="name"><br>
E-mail: <input type="text" name="email"><br>
<input type="submit">
</form>

</body>
</html>
```

```
welcome - Notepad
File Edit Format View Help
<html>
<body>

Welcome <?php echo $_POST["name"]; ?><br>
Your email address is: <?php echo $_POST["email"]; ?>

</body>
</html>
```

Test: <http://www.et.utcluj.ro/PHP/>
<http://www.et.utcluj.ro/PHP/form.php>



Exemple formulare PHP: afisare in pagina web prin post
in welcome.php

```
formget - Notepad
File Edit Format View Help
<!DOCTYPE HTML>
<html>
<body>

<form action="welcome_get.php" method="get">
Name: <input type="text" name="name"><br>
E-mail: <input type="text" name="email"><br>
<input type="submit">
</form>

</body>
</html>
```

```
welcome_get - Notepad
File Edit Format View Help
<html>
<body>

Welcome <?php echo $_GET["name"]; ?><br>
Your email address is: <?php echo $_GET["email"]; ?>

</body>
</html>
```

Test: <http://www.et.utcluj.ro/PHP/formget.php>



Exemple formulare PHP: afisare in pagina web a datelor din formular

```
<!DOCTYPE HTML>
<html>
<head>
</head>
<body>

<?php
// define variables and set to empty values
$name = $email = $gender = $comment = $website = "";

if ($_SERVER["REQUEST_METHOD"] == "POST") {
    $name = test_input($_POST["name"]);
    $email = test_input($_POST["email"]);
    $website = test_input($_POST["website"]);
    $comment = test_input($_POST["comment"]);
    $gender = test_input($_POST["gender"]);
}

function test_input($data) {
    $data = trim($data);
    $data = stripslashes($data);
    $data = htmlspecialchars($data);
    return $data;
}
?>
```

Test:<http://www.et.utcluj.ro/PHP/form2.php>

```
<h2>PHP Form Validation Example</h2>
<form method="post" action="<?php echo htmlspecialchars($_SERVER["PH
Name: <input type="text" name="name">
<br><br>
E-mail: <input type="text" name="email">
<br><br>
Website: <input type="text" name="website">
<br><br>
Comment: <textarea name="comment" rows="5" cols="40"></textarea>
<br><br>
Gender:
<input type="radio" name="gender" value="female">Female
<input type="radio" name="gender" value="male">Male
<input type="radio" name="gender" value="unclear">Unclear
<br><br>
<input type="submit" name="submit" value="Submit">
</form>

<?php
echo "<h2>Your Input:</h2>";
echo $name;
echo "<br>";
echo $email;
echo "<br>";
echo $website;
echo "<br>";
echo $comment;
echo "<br>";
echo $gender;
```



6.3 ALTE INSTRUMENTE CREARE FORMULARE ON LINE

- <https://drive.google.com/> (google docs)
- <http://www.formulareonline.ro/> (formular de contact, chestionar, formular de comanda)
- www.murvey.com
- <http://smartworks.3x.ro/cv/index.php> (CV)
- <http://www.surveymonkey.com> (chestionare)
- <http://freeonlinesurveys.com/previewsurvey.asp#0> (chestionare)
- <http://www.smart-survey.co.uk/sample-surveys.aspx> (chestionare)
- [Grafice on line : AmCharts](http://www.amcharts.com)
- <http://doodle.com/> (sondaje calendaristice poll),
- <http://www.agreedate.com> (sondaje calendaristice poll)

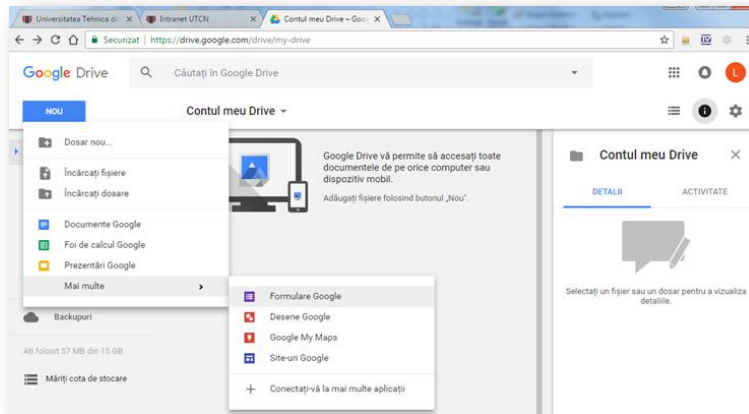


FORMULARE ON LINE: Google drive

Creare formular:

<https://drive.google.com>

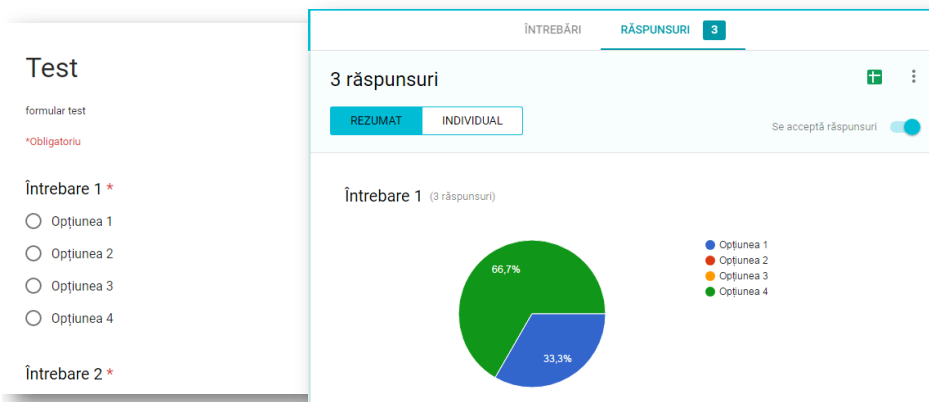
- usor, dar un exista template-uri cu intrebari predefinite
- nu se pot crea intrebari cu logica
- nu se genereaza codul sursa doar link la formular



FORMULARE ON LINE: Google drive

Afisare grafice rezultate formular:

- Grafice predefinite generate automat la primirea raspunsurilor





FORMULARE ON LINE: **Google drive**

Export date formular:

- format excel .xls

	A	B	C	D	E	F	G
1	Marcaj de timp	Întrebare 1	Întrebare 2				
2	25.04.2017 15:41:17	Optiunea 1	ggg		Optiunea 1	Optiunea 4	Optiunea 1
3	25.04.2017 15:41:50	Optiunea 4	aaa		Optiunea 1		
4	25.04.2017 15:48:30	Optiunea 4	da			Optiunea 2	

Cost creare formulare +statistici =0

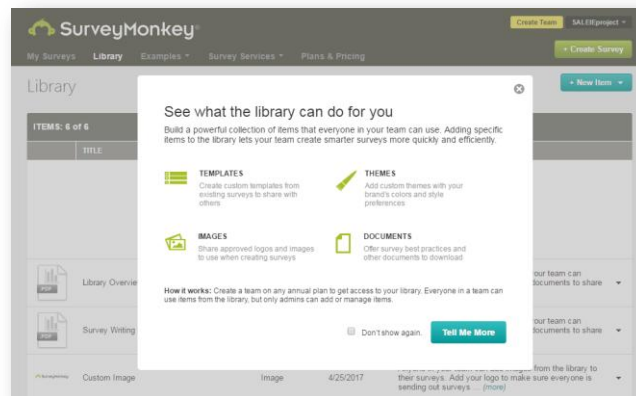


FORMULARE ON LINE: **Survey Monkey**

<http://www.surveymonkey.com>

Creare formular:

- usor, exista o serie de template-uri cu intrebari predefinite pe domenii
- se pot crea intrebari cu logica
- nu se genereaza codul sursa doar link la formular





FORMULARE ON LINE: **Survey Monkey**

Template formulare

And here's our full list of sample survey questionnaires:

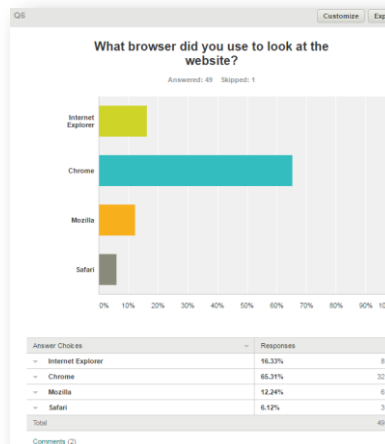
360 degree Feedback	Makeup Products Feedback
Airline Passenger Feedback	Management Performance
Before They Were Famous Survey	Market Research—Product Feedback
Brand Awareness Survey	Market Research—Service Feedback
Bullying Survey	Market Research Template
Business to Business Survey	Mobile Apps Survey
Business Travel Form	Movie and TV Viewing Habit Surveys
CAHPS Dental Plan Survey	Movie Viewing Survey
CAHPS Health Plan Survey 4.0	Music Listening Survey
CAHPS Survey Template	Neighborhood Events Survey
CAHPS Visit Survey	Neighborhood Feedback Survey
Child Behaviors Survey	Net Promoter Score Questionnaire Template
Commuting Survey	Non-profit Organization Information Template
Customer Comments Feedback	NPS and Brand Loyalty Survey
Customer Satisfaction Survey	Online Social Networking Survey
Customer Service Feedback	Parent Engagement Survey
Customer Service Survey	Parental Support Survey
Department Performance Poll	Personal Hygiene Questionnaire
Diet & Exercise Survey	Post-Visit Patient Satisfaction Survey
Do You Have Health Insurance?	Pre-K-12 Parent Survey Template
Donor Feedback	Professional Event Feedback
Education Demographics Survey	Real Estate Agent Evaluation
Employee Benefits Survey	Recruitment Satisfaction Survey
Employee Exit Survey	Retail Customer Feedback
Employee Performance Review Template	RSVP and Contact Information Form
Employment Feedback	School Climate Survey
Endurance Event Feedback	School Program Fit Questionnaire
Entertainment Event Feedback	Employee Engagement Template
Environmental Issues Poll	Skin Care Products Feedback
Event Planning Questionnaire	Smoking Survey
Facebook Profile Questionnaire	Social Support Survey
Facebook Survey Template	Software Evaluation
Favorite Celebrities Poll	Supervisor Performance Evaluation
Firmographics Survey	Target Market Analysis Questionnaire
Fundraising Feedback	Target Market Demographics Questionnaire
General Event Feedback	Team Performance Survey
General Internet Usage	TV Viewing Survey
HCAHPS Survey Template	Typical Customer Analysis Survey
Health Insurance Evaluation	Typical Customer Demographics Survey
Healthcare Expenses Feedback	University Faculty Satisfaction Survey
Height & Weight Survey	University Instructor Evaluation
High School Sports – Student Feedback	University Student Graduation Form
Hospital Performance Evaluation	University Student Satisfaction Survey



FORMULARE ON LINE: **Survey Monkey**

Afisare grafice rezultate formular:

- Grafice predefinite generate automat la primirea raspunsurilor
- Se poate modifica tipul de grafic (similar excel: placinta, bare, dots, etc)

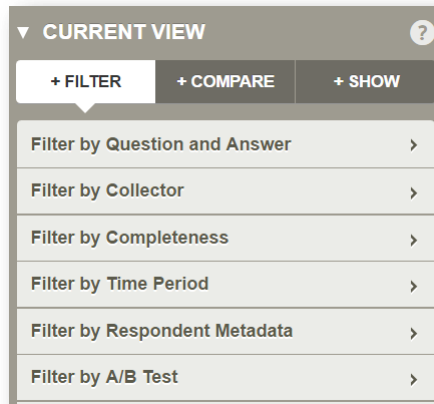




FORMULARE ON LINE: **Survey Monkey**

Export date formular:

- format excel .xls, pdf, csv
- filtrare date dupa diverse criterii
- date exportate pentru analiza statistica



FORMULARE ON LINE: **Survey Monkey**

Costuri

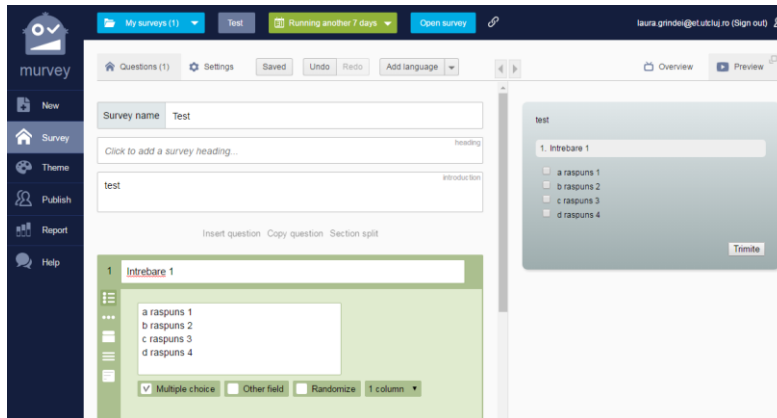
	BASIC Free	SELECT €35 / month <small>Billed month-to-month SAVE with an annual plan</small>	BEST VALUE GOLD €400 / year / user	PLATINUM €900 / year / user
← Back to pricing summary Compare our full set of features	Sign Up	Sign Up	Sign Up	Sign Up
Survey Capabilities				
Unlimited questions	Ask 10 questions per survey	✓	✓	✓
Unlimited responses	View 100 responses per survey	Collect 1000 responses per month	✓	✓
Get responses via web, social or email	✓	✓	✓	✓
Pop up online surveys	✓	✓	✓	✓
Unlimited collectors	Use 3 collectors per survey	✓	✓	✓
Track email responses	✓	✓	✓	✓
SSL/TLS encryption	✓	✓	✓	✓
Team Collaboration				
Add additional users		Available on annual plan	✓	✓



FORMULARE ON LINE: **Murvey**

Creare formular:

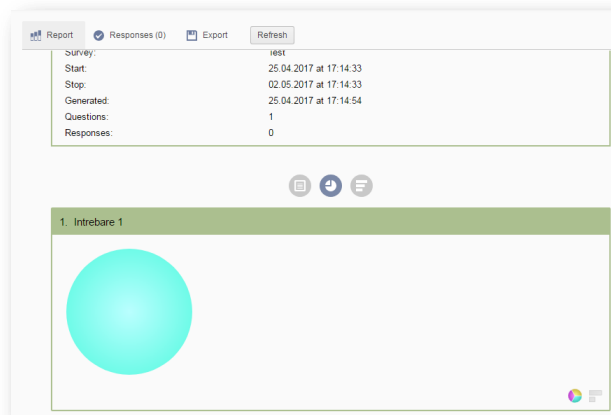
- usor, dar nu exista template-uri cu intrebari predefinite
- nu se pot crea intrebari cu logica
- nu se genereaza codul sursa doar link la formular sau publicare pe Facebook



FORMULARE ON LINE: **Murvey**

Afisare grafice rezultate formular:

- Grafice predefinite generate automat la primirea raspunsurilor
- Se poate modifica tipul de grafic (similar excell: placinta, bare)





FORMULARE ON LINE: <http://www.formulareonline.ro>

Creare formular:

- usor, dar un exista template-uri cu intrebari predefinite
- Se pot crea doar cateva tipuri de formulare: contact, comanda, sondaj
- nu se pot crea intrebari cu logica
- se genereaza codul sursa si link la formular

FormulareOnline
Usor, rapid, gratuit.

Acasa Exemple Cum functioneaza Preturi Intrebari Frecvente Contact

Un serviciu pentru a construi usor:
Formulare de contact, de comanda, sau chestionar

FormulareOnline este un serviciu online prin intermediul caruia se pot crea formulare web de orice fel, usor si gratuit. Nu este nevoie de cunoastere de HTML sau PHP, un formular se poate face usor prin specificarea numarului de campuri, ce denumire sa aiba fiecare, daca sa fie validate sau nu, daca se doreste Captcha (opreste spam-ul) sau nu, si apoi codul HTML al formularului este generat si gata de copiere.

Formular de contact
Promitei email usor si rapid

Formular de comanda
Promitei comenzi online

Sondaj de opinie
Colectezi date si faci rapoarte

Beneficii

- ✓ Nu trebuie sa downloadezi sau sa instalezi software.
- ✓ Nu sunt necesare cunoastere de HTML sau PHP
- ✓ Promitei un email cu fiecare completare
- ✓ Compatibile cu Wordpress, Joomla, Blogger
- ✓ Se pot atasca documente, poze, etc
- ✓ Opreste spam-ul prin folosirea Captcha
- ✓ Se pun pe site usor cu copy paste

Nu! multe [Creeaza cont](#)

Testate si 100% Compatibile cu

Blogger facebook MySpace Care2
weety dajmate.com xanga flickr

Cum functioneaza

1. Inregistre-te ca membru, e 100% gratuit si dureaza doar cateva minute.
2. Creeaza un formular usor, folosind ghidul.
3. Copieaza formularul pe site-ul tau.

Formularul este functional!

Intrebari frecvente
De ce este necesara inregistrarea?
Alexandru Maras

Folosind protectia Captcha in formularele online te asiguram ca doar oamenii vor completa formularele. Programele si scripturile care vor incerca sa-ti trimita spam vor fi oprite.

Copyright © 2014 FormulareOnline. Toate drepturile rezervate. Ultima modificare: Septembrie 03, 2014



FORMULARE ON LINE: <http://www.formulareonline.ro>

Creare formular de contact

FormulareOnline
Usor, rapid, gratuit.

Acasa Exemple Cum functioneaza Preturi Intrebari Frecvente Contact

Formulare de contact

Formularele de contact sunt cea mai usoara, convenabila si profesionala pentru a primi feedback de la vizitatorii siteului tau. Daca pui adresa ta de email pe pagina de contact risti sa fie colectata de programele automate de colectare emailuri ale spammerilor si sa primesti tone de spam.

Daca pui un formular de contact pe site-ul tau, vizitatorii vor putea sa-ti trimita mesaje fara sa vada adresa ta de email si poti sa raspunzi doar cui vrei tu.

Alt avantaj este acela ca poti fi contactat si de persoanele care nu au o adresa de email si pur si simplu vor sa iti trimita gandurile lor.

Aici sunt cateva exemple

<http://www.supersound.ro/contact.html>
<http://ovp.uv.ro/Proiectare/Contact.html>
<http://www.xerocopy-iefin.ro/contact.html>
http://www.afaceridesozon.ro/contact_us.html
<http://www.msc-corporation.ro/contact.html>
<http://www.ortodoxiacovasint.ro/infocontact.htm>
<http://plastteh.ro/contact.html>
<http://www.scoalaautostar.ro/contact.html>
<http://www.aditen.ro/contact.html>
<http://www.casamorar.ro/contact.html>
<http://www.mediasoftarad.ro/contact.php>
<http://www.radiatoareat.ro/contact.htm>
<http://www.laboratoarelemedia.ro/contact.html>
<http://www.hpsihiatriestei.ro/contact.html>
<http://www.natural-aloevera.ro/contact.html>



FORMULARE ON LINE: <http://www.formulareonline.ro>

Afisare grafice rezultate formular:

- Un exista aceasta facilitate
- Datele din formular se trimit prin email si trebuie prelucrate manual

FormulareOnline
Usor, rapid, gratuit.

Salveaza | Bine ai venit Laura Grindei, Esti pe planul Gratuit. Upgrade

Acasa | Exemple | Cum functioneaza | Preturi | Intrebări Frecvente | Contact | Delogare

Rapoarte

Ai 11 formulare
Numarul total de completari: 10
Completari valide: 6
Media de completari pe formular: 0
Media de completari pe zi: 0
Numarul completariilor spam: 4

Nr.	Nume	Creat la	Completari	Valide	Spam	Completari pe zi	Completari pe luna
1	Formular de contact	2012-01-20	3	2	1	0	0
2	Chestionar	2012-04-26	0	0	0	0	0
3	Formular de contact	2012-11-22	0	0	0	0	0
4	Formular de contact	2012-11-22	1	1	0	0	0
5	Chestionar on line	2012-12-07	4	3	1	0	0
6	Formular de contact Laura	2012-12-08	1	0	1	0	0
7	test	2012-12-08	0	0	0	0	0
8	Formular de contact	2015-03-26	0	0	0	0	0
9	Formular de confirmare	2015-03-26	1	0	1	0	0
10	Formular de contact	2016-03-31	0	0	0	0	0
11	Formular de contact	2016-03-31	0	0	0	0	0

Lista de formulare
Visualizare, editare

Creaza un formular
Usor, in cativa pasi

Copiază pe site
Generare cod HTML

Cloneaza un formular
Pentru formulare similare

Date personale
Username, email

Modificare parola
Pentru securitate

Date Inscrise
Folosind formularele

Rapoarte
Despre formulare



FORMULARE ON LINE: <http://www.formulareonline.ro>

Export date formular: manual

FormulareOnline
Usor, rapid, gratuit.

Acasa | Exemple | Cum functioneaza | Preturi | Intrebări Frecvente | Contact

Date inscrise

Pentru a vizualiza o inscriere trebuie sa faci click pe subiect.

Displaying messages 1 - 2 of 2

De la	Subiect	Data	Actiuni
<input type="checkbox"/> formulareonline.ro	Chestionar on line : Message Id 27939	2017-04-25 14:26:29	<input type="button" value="Sterge"/>
<input type="checkbox"/> formulareonline.ro	Chestionar on line : Message Id 27938	2017-04-25 14:25:01	<input type="button" value="Sterge"/>

Page 1 (Total Pages: 1)



FORMULARE ON LINE: <http://www.formulareonline.ro>

Integrare in site web

Formular integrat in site

Formularul se poate afisa in interiorul unei pagini pe siteul tau facand copy paste la acest cod.

```
<form method="post" action="http://www.formulareonline.ro/form.php?id=7111"
enctype="multipart/form-data" accept-charset="UTF-8" name="form7111"><SCRIPT
language="JavaScript" type="text/javascript"> function saveSelections(frm) {var
e;var setValue;var fieldValue;var fieldType;var index;var today = new Date();var
exp = new Date(today.getTime()+999*24*60*60*1000);var string =
"formname=form7111";var n = frm.length;for (i = 0; i < n; i++){e
= frm[i].name;fieldValue = frm[i].value;fieldType = frm[i].type;if (fieldType
== "radio") {for (x=0; x < frm.elements[e].length; x++) {if (frm.elements[e]
[x].checked){index = x}}string = string + index + "\\|";}if ((fieldType ==
```

Adresa URL

Formularul poate fi accesat direct pe site-ul nostru la adresa de mai jos.

[Click aici](#) pentru a deschide in fereastra noua

Link catre formular

Pune link catre formular pe site-ul tau facand copy paste la codul de mai jos.

```
<a href="http://www.formulareonline.ro/form.php?id=7111"> </a>
```



FORMULARE ON LINE: <http://www.formulareonline.ro>

Costuri

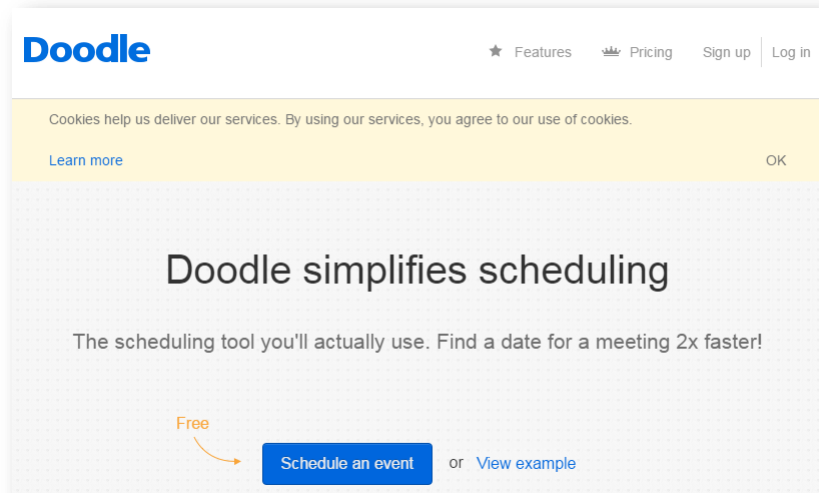
The screenshot shows the 'Planuri' (Plans) page on the FormulareOnline website. It features a navigation bar with links for 'Acasa', 'Exemple', 'Cum functioneaza', 'Preturi', 'Intrebari Frecvente', and 'Contact'. Below the navigation, there is a section titled 'Planuri' with a sub-header 'Serviciul nostru are un plan gratuit disponibil in limita a maxim 5 formulare, si un plan tarifar Pro care costa 35 Lei pe luna. Planul tarifar Pro este necesar pentru a achita costurile serverului si cele legate de intretinerea serviciului'. A table compares the 'Cont Gratuit' and 'Cont Pro (35 Ron / Luna)' plans across 13 criteria.

Nr	Beneficiu	Cont Gratuit	Cont Pro (35 Ron / Luna)
1	Nu trebuie sa downloadezi sau sa instalezi software	✓	✓
2	Usor de facut online	✓	✓
3	Fara limita de completari	✓	✓
4	Campuri de atasare pentru poze si documente	✓	✓
5	Protectie captcha	✓	✓
6	Pagina sau mesaj dupa completare	✓	✓
7	Trimitere inscriere la email	✓	✓
8	Autoraspuns	✓	✓
9	Salvarea inscrierilor in baza de date (optional)	✓	✓
10	Fara limita de completari	✓	✓
11	Numar maxim de formulare	5	Unlimited
12	Numar maxim de campuri	50	Unlimited
13	Downloadare cod complet (HTML and PHP)	No	✓
14	Modificare stil Captcha	50	✓

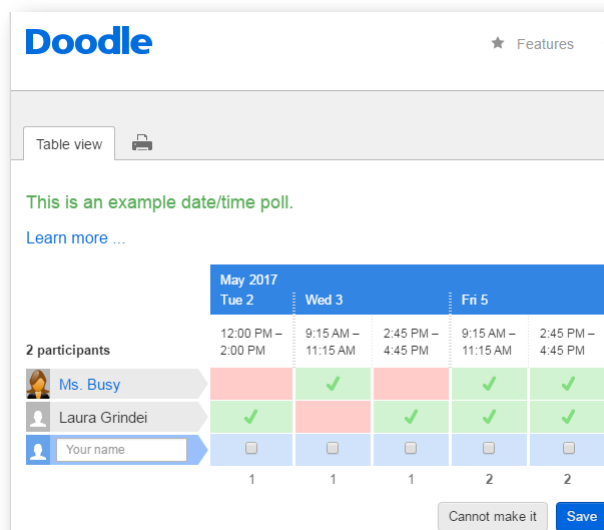


Formular **ON LINE: Doodle**

<http://doodle.com/>



Formular **ON LINE: Doodle**





Formular ON LINE: AgreeDate

<http://www.agreedate.com>

Welcome to **agreeDate**

home | [log in / register](#) | [FAQs](#) | [upgrades](#) | [contact us](#)

Which type of event are you planning?

- Conference call** [tell me more](#) | [start planning](#)
Quickly find when all participants are free and choose the best time from the availability grid. Full timezone support allowing people to see the options in their own local time. Use your own conference call provider or one of our low-cost alternatives.
- Business meeting** [tell me more](#) | [start planning](#)
Send out invitations for a meeting with various date and time options and choose the one that's most convenient for everyone.
- Appointments / sessions / slots** [tell me more](#) | [start planning](#)
Invite people to choose an available slot online. Slots may be for one-on-one meetings, training courses, IT upgrades, staff interviews or anything. You can limit each slot to one or more people to suit your needs. agreeDate will then ensure people only choose slots where there are places available.
- Social event** [tell me more](#) | [start planning](#)
Busy social life? Find a gap in everyone's busy social calendars and make it happen!
- Sports fixture** [tell me more](#) | [start planning](#)
Are you a team captain? agreeDate will make your life so much easier. Plan all of your fixtures in one go and get players to let you know when they can play. Choose teams and reserves from the availability grid and then confirm each fixture separately.
- Rotas / Rosters / Miscellaneous** [tell me more](#) | [start planning](#)
Flexible mode allowing people to be allocated to one or more dates once their availability is known.

Schedule conference calls, meetings and events the easy way.

agreeDate saves you time and money by avoiding telephone and email tag to find when people are free. Just send invitations to collect availability and then make your choice from the results.

Start planning your event the easy way today... **FREE**

What people think...

As a charitable organisation working with lots of scattered volunteers, agreeDate has been fantastic for arranging meetings. We use it frequently! What a great idea - thank you!

Daniel Clark
Associate Vicar
Christ Church Clifton
Bristol, UK

[Next](#)



Formular ON LINE: AgreeDate

agreeDate

home | [log in / register](#) | **my events** | [FAQs](#) | [upgrades](#) | [contact us](#)

New event

STATUS: No invitations sent
NEXT STEP: You need to enter the event details in step 1

- Start here** (highlighted) | **Enter dates** | **Invite people** | **Review & select** | **Confirm / etc.**

[Save changes](#)

About your event

Event type: **Business meeting** [change event type](#)

Event title:

Venue:

Duration:

Now select your time zone. agreeDate lets you enter in your local time zone, taking daylight saving hours (e.g. British Summer Time) into account automatically. This avoids any confusion for international event arrangements as people will see the corresponding dates and times in their own time zone.

Your time zone: [Automatically adjust for daylight savings](#)